

---

# CERAMICA

---

# ceramica

---

**A.L.E.**  
**IMPORT**

# *CERAMICA*

---

## *ceramica*

**A.L.E. Import nasce con l'intento di apportare emozioni attraverso le collezioni in un mercato già saturo di idee e prodotti.**

**Da oltre 20 anni si occupa di oggettistica e vasellame in vetro e ceramiche di alta qualità oltre che della produzione di candele, grazie ad un laborioso e dettagliato lavoro fatto con amore e passione.**

**Il catalogo aziendale, in continua evoluzione per rispondere alle nuove tendenze di mercato, alle esigenze stilistiche e di design, include migliaia di articoli, con ampia disponibilità in magazzino di varie tipologie di prodotti pronti per la spedizione in tutto il mondo.**

**Il punto di forza dell'azienda è la velocità nel processare gli ordini e nella relativa spedizione, per far sì che il cliente riceva gli articoli in tempi brevi. L'ufficio acquisti, in cui operano alcune figure specializzate, vanta contatti per acquistare e valutare le novità di produzione a livello mondiale, ciò permette di offrire alla clientela una gamma diversificata di articoli, basata sull'attenzione alla qualità e alla cura negli imballaggi.**

**In continua evoluzione e crescita, l'azienda dal 2021 si avvale della prestigiosa consulenza stilistica di VM design, l'influente ufficio creativo dei designer Vincenzo Antonuccio e Marilena Calbini che, in qualità di art director, apportano con eleganza e raffinatezza, qualità, innovazione, design e cultura alle collezioni.**

*ALE. Import was born with the intention of bringing emotions through the collections in a market already saturated with ideas and products. for over 20 years it has been dealing with objects and tableware in glass and high quality ceramics as well as the production of candles, and thanks to a laborious and detailed work done with love and passion.*

*The company catalog, constantly evolving to respond to new market trends, stylistic and design needs, includes thousands of items, with a wide availability in stock of various types of products ready for shipment all over the world. The strength of the company is the speed in processing orders and in the relative shipment, to ensure that the customer receives the items in a short time.*

*The purchasing department, in which some specialized figures operate, boasts contacts to purchase and evaluate new production products worldwide, this allows us to offer customers a diversified range of items, based on attention to quality and care in packaging. In continuous evolution and growth, the company since 2021 makes use of the prestigious stylistic consultancy of VM design, the influential creative office of the designers Vincenzo Antonuccio and Marilena Calbini who, as art director, bring with elegance and refinement, quality, innovation, design and culture to the collections.*

# indice

## Ceramica

Terracotta	5
Maioliche	97
Visi & Co	115
Cemento	141
Decor	151
Classico	171

C

---

ceramica

terracotta  
terracotta







C



**MC001-SET** conf. 1 set  
h mm. 150 x 180 x 310 - h 110 x 110 x 250



**MC002-SET** conf. 1 set  
h mm. 210 - Ø 230 - h 160 - Ø 170 - h 100 - Ø 120



**MC003-SET** conf. 1 set  
h mm. 190 - Ø 230 - h 150 - Ø 170 - h 110 - Ø 130



**MC006-SET** conf. 1 set  
h mm. 320 - Ø 380 - h 250 - Ø 290 - h 190 - Ø 220







# C



**MC005-D270** conf. 1 pz  
h mm. 280 - Ø 270



**MC005-D380** conf. 1 pz  
h mm. 390 - Ø 380




**MC004-D320** conf. 1 pz  
h mm. 360 - Ø 320



**MC004-D420** conf. 1 pz  
h mm. 470 - Ø 420



**MC004-D520** conf. 1 pz  
h mm. 580 - Ø 520





C




**MC008-BL-SET** conf. 1 set  
h mm. 210 - Ø 380 - h 170 - Ø 280 - h 120 - Ø 210



**MC009-BL-SET** conf. 1 set  
h mm. 410 - Ø 380 - h 320 - Ø 300 - h 220 - Ø 210



C





C



**MC010-GR-SET** conf. 1 set  
h mm. 410 - Ø 490 - h 370 - Ø 310 - h 250 - Ø 280



**MC010-VE-SET** conf. 1 set  
h mm. 410 - Ø 490 - h 370 - Ø 310 - h 250 - Ø 280



# C



**MC013-GR-SET** conf. 1 set  
h mm. 250 - Ø 440 - h 180 - Ø 320



**MC012-GR-SET** conf. 1 set  
h mm. 410 - Ø 360 - h 300 - Ø 260 - h 230 - Ø 200



**MC011-GR-SET** conf. 1 set  
h mm. 470 - Ø 470 - h 370 - Ø 380 - h 270 - Ø 300 - h 220 - Ø 230



ceramica  
L'ESPRESSO





**MC013-VE-SET** conf. 1 set  
h mm. 250 - Ø 440 - h 180 - Ø 320



**MC012-VE-SET** conf. 1 set  
h mm. 410 - Ø 360 - h 300 - Ø 260 - h 230 - Ø 200



**MC011-VE-SET** conf. 1 set  
h mm. 470 - Ø 470 - h 370 - Ø 380 - h 270 - Ø 300 - h 220 - Ø 230



C



**MC007-GR-SET** conf. 1 set  
h mm. 280 - Ø 300 - h 230 - Ø 230 - h 160 - Ø 160



**MC007-VE-SET** conf. 1 set  
h mm. 280 - Ø 300 - h 230 - Ø 230 - h 160 - Ø 160



# C



**AR-08-SET-GR-PERL** conf. 1 set  
h mm. 270 - Ø 340 - h 235 - Ø 280 - h 175 - Ø 220  
interno h mm. 250 - Ø 300 - h 220 - Ø 250 - h 170 - Ø 200



**AR-03-SET-GR-PERL** conf. 1 set  
h mm. 400 - Ø 500 - h 310 - Ø 420 - h 260 - Ø 340  
interno h mm. 320 - Ø 455 - h 290 - Ø 360 - h 250 - Ø 290



**AR-02-GR-PERL** conf. 1 pz  
h mm. 915 - Ø 360  
interno h mm. 900 - Ø 280



**AR-06-GR-PERL** conf. 1 pz  
h mm. 800 - Ø 240  
interno h mm. 785 - Ø 135



# C



**AR-08-SET-BI-PERL** conf. 1 set  
h mm. 270 - Ø 340 - h 235 - Ø 280 - h 175 - Ø 220  
interno h mm. 250 - Ø 300 - h 220 - Ø 250 - h 170 - Ø 200



**AR-03-SET-BI-PERL** conf. 1 set  
h mm. 400 - Ø 500 - h 310 - Ø 420 - h 260 - Ø 340  
interno h mm. 320 - Ø 455 - h 290 - Ø 360 - h 250 - Ø 290



**AR-03-SET-BI** conf. 1 set  
h mm. 400 - Ø 500 - h 310 - Ø 420 - h 260 - Ø 340  
interno h mm. 320 - Ø 455 - h 290 - Ø 360 - h 250 - Ø 290



**AR-01-BI-PERL** conf. 1 pz  
h mm. 715 - Ø 330  
interno h mm. 700 - Ø 260

**AR-02-BI-PERL** conf. 1 pz  
h mm. 915 - Ø 360  
interno h mm. 900 - Ø 280

**AR-06-BI-PERL** conf. 1 pz  
h mm. 800 - Ø 240  
interno h mm. 785 - Ø 135

**AR-07-BI-PERL** conf. 1 pz  
h mm. 1200 - Ø 280  
interno h mm. 1185 - Ø 150



**AR-01-BI** conf. 1 pz  
h mm. 715 - Ø 330  
interno h mm. 700 - Ø 260

**AR-07-BI** conf. 1 pz  
h mm. 1200 - Ø 280  
interno h mm. 1185 - Ø 150

**AR-02-TO-PERL** conf. 1 pz  
h mm. 915 - Ø 360  
interno h mm. 900 - Ø 280

**AR-06-TO-PERL** conf. 1 pz  
h mm. 800 - Ø 240  
interno h mm. 785 - Ø 135

# C



**KC525-022-BI** conf. 1 pz  
h mm. 190 - Ø 220  
interno h mm. 175 - Ø 200



**KC525-024-BI** conf. 1 pz  
h mm. 210 - Ø 240  
interno h mm. 200 - Ø 220



**KC525-028-BI** conf. 1 pz  
h mm. 230 - Ø 280  
interno h mm. 220 - Ø 260



**KC525-032-BI** conf. 1 pz  
h mm. 280 - Ø 320  
interno h mm. 270 - Ø 300



**KC525-036-BI** conf. 1 pz  
h mm. 310 - Ø 360  
interno h mm. 300 - Ø 330



**KC525-040-BI** conf. 1 pz  
h mm. 350 - Ø 400  
interno h mm. 330 - Ø 380



# C



**KC525-022-NE** conf. 1 pz  
h mm. 190 - Ø 220  
interno h mm. 175 - Ø 200



**KC525-024-NE** conf. 1 pz  
h mm. 210 - Ø 240  
interno h mm. 200 - Ø 220



**KC525-028-NE** conf. 1 pz  
h mm. 230 - Ø 280  
interno h mm. 220 - Ø 260




**KC525-032-NE** conf. 1 pz  
h mm. 280 - Ø 320  
interno h mm. 270 - Ø 300



**KC525-036-NE** conf. 1 pz  
h mm. 310 - Ø 360  
interno h mm. 300 - Ø 330



**KC525-040-NE** conf. 1 pz  
h mm. 350 - Ø 400  
interno h mm. 330 - Ø 380



# C



**C-24-BI** conf. 1 pz  
h mm. 145 - Ø 250  
interno h mm. 135 - Ø 238



**KC920-033-BI** conf. 1 pz  
h mm. 310 - Ø 330  
interno h mm. 290 - Ø 315



**C-28-BI** conf. 1 pz  
h mm. 150 - Ø 280  
interno h mm. 140 - Ø 270



**C-34-BI** conf. 1 pz  
h mm. 160 - Ø 340  
interno h mm. 150 - Ø 320



**KC920-037-BI** conf. 1 pz  
h mm. 350 - Ø 370  
interno h mm. 335 - Ø 350



**KC920-041-BI** conf. 1 pz  
h mm. 370 - Ø 410  
interno h mm. 350 - Ø 385



# C



**KC049-016-BI** conf. 1 pz  
h mm. 150 - Ø 160  
interno h mm. 145 - Ø 150



**KC049-019-BI** conf. 1 pz  
h mm. 180 - Ø 190  
interno h mm. 175 - Ø 180




**KC049-024-BI** conf. 1 pz  
h mm. 230 - Ø 240  
interno h mm. 225 - Ø 230



**KC049-021-BI** conf. 1 pz  
h mm. 200 - Ø 210  
interno h mm. 195 - Ø 200



**KC049-027-BI** conf. 1 pz  
h mm. 260 - Ø 270  
interno h mm. 255 - Ø 260





# C



**VS06-GI-SET** conf. 1 set da 6 pezzi pallet 102 set  
h mm. 130 - Ø 135



**VS06-VE-SET** conf. 1 set da 6 pezzi pallet 102 set  
h mm. 130 - Ø 135



C



ceramica  
BIBIOTTI



# C



**VS05-SET** conf. 1 set da 6 pezzi pallet 102 set  
h mm. 130 - Ø 135



**VS03-SET** conf. 1 set da 6 pezzi pallet 102 set  
h mm. 130 - Ø 135

**VS04-SET** conf. 1 set da 6 pezzi pallet 102 set  
h mm. 130 - Ø 135





# C



**KE17B-ORO-SET** conf. 1 set da 6 pz pallet 102 set  
h mm. 130 - Ø 135



**KE17B-ARG-SET** conf. 1 set da 6 pz pallet 102 set  
h mm. 130 - Ø 135



C



ceramica  
141034.1301



# C



**KE19B-D135-ME** conf. 6 pz pallet 612 pz  
h mm. 130 - Ø 135



**KE19B-D135-PE** conf. 6 pz pallet 612 pz  
h mm. 130 - Ø 135



**KE19B-D135-SE** conf. 6 pz pallet 612 pz  
h mm. 130 - Ø 135



**KE19B-D150-ME** conf. 5 pz pallet 480 pz  
h mm. 140 - Ø 155



**KE19B-D150-PE** conf. 5 pz pallet 480 pz  
h mm. 140 - Ø 155



**KE19B-D150-SE** conf. 5 pz pallet 480 pz  
h mm. 140 - Ø 155



**KE19B-D180-ME** conf. 4 pz pallet 312 pz  
h mm. 175 - Ø 185



**KE19B-D180-PE** conf. 4 pz pallet 312 pz  
h mm. 175 - Ø 185



**KE19B-D180-SE** conf. 4 pz pallet 312 pz  
h mm. 175 - Ø 185



**KE16-D210-TO** conf. 4 pz pallet 264 pz  
h mm. 190 - Ø 210  
interno h mm. 180 - Ø 170



**KE16-D210-VE** conf. 4 pz pallet 264 pz  
h mm. 190 - Ø 210  
interno h mm. 180 - Ø 170



**KE16-D240-TO** conf. 1 pz pallet 150 pz  
h mm. 220 - Ø 240  
interno h mm. 210 - Ø 220



**KE16-D240-VE** conf. 1 pz pallet 150 pz  
h mm. 220 - Ø 240  
interno h mm. 210 - Ø 220



**KE16-D280-TO** conf. 1 pz pallet 108 pz  
h mm. 250 - Ø 280  
interno h mm. 240 - Ø 260



**KE16-D280-VE** conf. 1 pz pallet 108 pz  
h mm. 250 - Ø 280  
interno h mm. 240 - Ø 260



# C



**KE16-D210-BI** conf. 4 pz pallet 264 pz  
h mm. 190 - Ø 210  
interno h mm. 180 - Ø 170



**KE16-D210-AV** conf. 4 pz pallet 264 pz  
h mm. 190 - Ø 210  
interno h mm. 180 - Ø 170



**KE16-D240-BI** conf. 1 pz pallet 150 pz  
h mm. 220 - Ø 240  
interno h mm. 210 - Ø 220



**KE16-D240-AV** conf. 1 pz pallet 150 pz  
h mm. 220 - Ø 240  
interno h mm. 210 - Ø 220



**KE16-D280-BI** conf. 1 pz pallet 108 pz  
h mm. 250 - Ø 280  
interno h mm. 240 - Ø 260



**KE16-D280-AV** conf. 1 pz pallet 108 pz  
h mm. 250 - Ø 280  
interno h mm. 240 - Ø 260







**KE15-BI-SET** conf. 4 set pallet 192 set  
 h mm. 172 - Ø 190 - h 140 - Ø 155 - h 130 - Ø 140  
 interno h mm. 160 - Ø 170 - h 125 - Ø 140 - h 115 - Ø 123



**KE15-TO-SET** conf. 4 set pallet 192 set  
 h mm. 172 - Ø 190 - h 140 - Ø 155 - h 130 - Ø 140  
 interno h mm. 160 - Ø 170 - h 125 - Ø 140 - h 115 - Ø 123



**KE15-VE-SET** conf. 4 set pallet 192 set  
 h mm. 172 - Ø 190 - h 140 - Ø 155 - h 130 - Ø 140  
 interno h mm. 160 - Ø 170 - h 125 - Ø 140 - h 115 - Ø 123



# C



**KE8-D240-FANGO** conf. 1 pz pallet 150 pz  
h mm. 220 - Ø 240  
interno h mm. 200 - Ø 220



**KE8-D280-FANGO** conf. 1 pz pallet 108 pz  
h mm. 250 - Ø 280  
interno h mm. 230 - Ø 250



**KE8-D240-BI** conf. 1 pz pallet 150 pz  
h mm. 220 - Ø 240  
interno h mm. 200 - Ø 220



**KE8-D280-BI** conf. 1 pz pallet 108 pz  
h mm. 250 - Ø 280  
interno h mm. 230 - Ø 250



**KE8-D240-OLIVA** conf. 1 pz pallet 150 pz  
h mm. 220 - Ø 240  
interno h mm. 200 - Ø 220



**KE8-D280-OLIVA** conf. 1 pz pallet 108 pz  
h mm. 250 - Ø 280  
interno h mm. 230 - Ø 250



**KE8-D240-AV** conf. 1 pz pallet 150 pz  
h mm. 220 - Ø 240  
interno h mm. 200 - Ø 220



**KE8-D280-AV** conf. 1 pz pallet 108 pz  
h mm. 250 - Ø 280  
interno h mm. 230 - Ø 250



**KE8-D240-NE** conf. 1 pz pallet 150 pz  
h mm. 220 - Ø 240  
interno h mm. 200 - Ø 220



**KE8-D280-NE** conf. 1 pz pallet 108 pz  
h mm. 250 - Ø 280  
interno h mm. 230 - Ø 250

# C



**KE9-D220-BI** conf. 1 pz pallet 165 pz  
h mm. 180 - Ø 220  
interno h mm. 160 - Ø 180



**KE9-D270-BI** conf. 1 pz pallet 108 pz  
h mm. 230 - Ø 270  
interno h mm. 210 - Ø 230



**KE9-D220-AV** conf. 1 pz pallet 165 pz  
h mm. 180 - Ø 220  
interno h mm. 160 - Ø 180



**KE9-D270-AV** conf. 1 pz pallet 108 pz  
h mm. 230 - Ø 270  
interno h mm. 210 - Ø 230

# C



**KE9-D220-FANGO** conf. 1 pz pallet 165 pz  
h mm. 180 - Ø 220  
interno h mm. 160 - Ø 180



**KE9-D270-FANGO** conf. 1 pz pallet 108 pz  
h mm. 230 - Ø 270  
interno h mm. 210 - Ø 230



**KE9-D220-OLIVA** conf. 1 pz pallet 165 pz  
h mm. 180 - Ø 220  
interno h mm. 160 - Ø 180



**KE9-D270-OLIVA** conf. 1 pz pallet 108 pz  
h mm. 230 - Ø 270  
interno h mm. 210 - Ø 230



**KE9-D220-NE** conf. 1 pz pallet 165 pz  
h mm. 180 - Ø 220  
interno h mm. 160 - Ø 180



**KE9-D270-NE** conf. 1 pz pallet 108 pz  
h mm. 230 - Ø 270  
interno h mm. 210 - Ø 230





# C



**RC-11-BI** conf. 6 pz pallet 714 pz  
h mm. 135 - Ø 165  
interno Ø 120



**RC-11-AV** conf. 6 pz pallet 714 pz  
h mm. 135 - Ø 165  
interno Ø 120



**RC-11-TO** conf. 6 pz pallet 714 pz  
h mm. 135 - Ø 165  
interno Ø 120



**RC-11-RS** conf. 6 pz pallet 714 pz  
h mm. 135 - Ø 165  
interno Ø 120



**RC-11-RO** conf. 6 pz pallet 714 pz  
h mm. 135 - Ø 165  
interno Ø 120

# C



**KE6-D150-GL** conf. 5 pz pallet 510 pz  
h mm. 130 - Ø 150  
interno h mm. 110 - Ø 125



**KE6-D150-AR** conf. 5 pz pallet 510 pz  
h mm. 130 - Ø 150  
interno h mm. 110 - Ø 125



**KE6-D150-FC** conf. 5 pz pallet 510 pz  
h mm. 130 - Ø 150  
interno h mm. 110 - Ø 125



**KE6-D150-VM** conf. 5 pz pallet 510 pz  
h mm. 130 - Ø 150  
interno h mm. 110 - Ø 125



**KE6-D150-RA** conf. 5 pz pallet 510 pz  
h mm. 130 - Ø 150  
interno h mm. 110 - Ø 125



**KE6-D150-RO** conf. 5 pz pallet 510 pz  
h mm. 130 - Ø 150  
interno h mm. 110 - Ø 125



# C



**KE6-D130-BI** conf. 8 pz pallet 960 pz  
h mm. 105 - Ø 130  
interno h mm. 90 - Ø 103



**KE6-D150-BI** conf. 5 pz pallet 510 pz  
h mm. 130 - Ø 150  
interno h mm. 110 - Ø 125



**KE6-D150-AV** conf. 5 pz pallet 510 pz  
h mm. 130 - Ø 150  
interno h mm. 110 - Ø 125



**KE6-D150-SALVIA** conf. 5 pz pallet 510 pz  
h mm. 130 - Ø 150  
interno h mm. 110 - Ø 125



**KE6-D150-ARG** conf. 5 pz pallet 510 pz  
h mm. 130 - Ø 150  
interno h mm. 110 - Ø 125



**KE6-D150-CHA** conf. 5 pz pallet 510 pz  
h mm. 130 - Ø 150  
interno h mm. 110 - Ø 125



# C



**VS07-BI** conf. 6 pz pallet 612 pz  
h mm. 140 - Ø 135  
interno h mm. 130 - Ø25



**VS07-TO** conf. 6 pz pallet 612 pz  
h mm. 140 - Ø 135  
interno h mm. 130 - Ø25



**VS07-RS** conf. 6 pz pallet 612 pz  
h mm. 140 - Ø 135  
interno h mm. 130 - Ø25



**VS07-VE** conf. 6 pz pallet 612 pz  
h mm. 140 - Ø 135  
interno h mm. 130 - Ø25



# C



**KE1-D135-BI** conf. 6 pz pallet 612 pz  
h mm. 130 - Ø 135  
interno h mm. 115 - Ø 120



**KE1-D150-BI** conf. 5 pz pallet 480 pz  
h mm. 140 - Ø 155  
interno h mm. 125 - Ø 140



**KE1-D150-AV** conf. 5 pz pallet 480 pz  
h mm. 140 - Ø 155  
interno h mm. 125 - Ø 140



**KE1-D150-VE** conf. 5 pz pallet 480 pz  
h mm. 140 - Ø 155  
interno h mm. 125 - Ø 140



**KE1-D150-FC** conf. 5 pz pallet 480 pz  
h mm. 140 - Ø 155  
interno h mm. 125 - Ø 140



**KE1-D180-BI** conf. 4 pz pallet 312 pz  
h mm. 175 - Ø 185  
interno h mm. 160 - Ø 170



**KE1-D180-AV** conf. 4 pz pallet 312 pz  
h mm. 175 - Ø 185  
interno h mm. 160 - Ø 170



**KE1-D180-VE** conf. 4 pz pallet 312 pz  
h mm. 175 - Ø 185  
interno h mm. 160 - Ø 170



**KE1-D180-FC** conf. 4 pz pallet 312 pz  
h mm. 175 - Ø 185  
interno h mm. 160 - Ø 170

# C



**KE12-D150-BI** conf. 5 pz pallet 480 pz  
h mm. 120 - Ø 150  
interno h mm. 110 - Ø 135



**KE12-D170-BI** conf. 4 pz pallet 336 pz  
h mm. 150 - Ø 170  
interno h mm. 140 - Ø 150



**KE12-D190-BI** conf. 4 pz pallet 288 pz  
h mm. 170 - Ø 190  
interno h mm. 160 - Ø 175



**KE12-D150-FC** conf. 5 pz pallet 480 pz  
h mm. 120 - Ø 150  
interno h mm. 110 - Ø 135



**KE12-D170-FC** conf. 4 pz pallet 336 pz  
h mm. 150 - Ø 170  
interno h mm. 140 - Ø 150



**KE12-D190-FC** conf. 4 pz pallet 288 pz  
h mm. 170 - Ø 190  
interno h mm. 160 - Ø 175



**KE12-D150-AV** conf. 5 pz pallet 480 pz  
h mm. 120 - Ø 150  
interno h mm. 110 - Ø 135



**KE12-D170-AV** conf. 4 pz pallet 336 pz  
h mm. 150 - Ø 170  
interno h mm. 140 - Ø 150



**KE12-D190-AV** conf. 4 pz pallet 288 pz  
h mm. 170 - Ø 190  
interno h mm. 160 - Ø 175



**KE12-D150-GL** conf. 5 pz pallet 480 pz  
h mm. 120 - Ø 150  
interno h mm. 110 - Ø 135



**KE12-D170-GL** conf. 4 pz pallet 336 pz  
h mm. 150 - Ø 170  
interno h mm. 140 - Ø 150



**KE12-D190-GL** conf. 4 pz pallet 288 pz  
h mm. 170 - Ø 190  
interno h mm. 160 - Ø 175



**KE12-D150-RS** conf. 5 pz pallet 480 pz  
h mm. 120 - Ø 150  
interno h mm. 110 - Ø 135



**KE12-D170-RS** conf. 4 pz pallet 336 pz  
h mm. 150 - Ø 170  
interno h mm. 140 - Ø 150



**KE12-D190-RS** conf. 4 pz pallet 288 pz  
h mm. 170 - Ø 190  
interno h mm. 160 - Ø 175



**KE12-D150-VE** conf. 5 pz pallet 480 pz  
h mm. 120 - Ø 150  
interno h mm. 110 - Ø 135



**KE12-D170-VE** conf. 4 pz pallet 336 pz  
h mm. 150 - Ø 170  
interno h mm. 140 - Ø 150



**KE12-D190-VE** conf. 4 pz pallet 288 pz  
h mm. 170 - Ø 190  
interno h mm. 160 - Ø 175

# C



**KE13-D135-BI** conf. 6 pz pallet 612 pz  
h mm. 130 - Ø 135  
interno h mm. 120 - Ø 120



**KE13-D135-AV** conf. 6 pz pallet 612 pz  
h mm. 130 - Ø 135  
interno h mm. 120 - Ø 120



**KE13-D135-VE** conf. 6 pz pallet 612 pz  
h mm. 130 - Ø 135  
interno h mm. 120 - Ø 120



**KE13-D135-LI** conf. 6 pz pallet 612 pz  
h mm. 130 - Ø 135  
interno h mm. 120 - Ø 120



**KE13-D135-FC** conf. 6 pz pallet 612 pz  
h mm. 130 - Ø 135  
interno h mm. 120 - Ø 120



**KE13-D150-BI** conf. 5 pz pallet 480 pz  
h mm. 140 - Ø 155  
interno h mm. 125 - Ø 140



**KE13-D150-AV** conf. 5 pz pallet 480 pz  
h mm. 140 - Ø 155  
interno h mm. 125 - Ø 140



**KE13-D150-VE** conf. 5 pz pallet 480 pz  
h mm. 140 - Ø 155  
interno h mm. 125 - Ø 140



**KE13-D150-LI** conf. 5 pz pallet 480 pz  
h mm. 140 - Ø 155  
interno h mm. 125 - Ø 140



**KE13-D150-FC** conf. 5 pz pallet 480 pz  
h mm. 140 - Ø 155  
interno h mm. 125 - Ø 140



**KE13-D180-BI** conf. 4 pz pallet 312 pz  
h mm. 175 - Ø 185  
interno h mm. 160 - Ø 170



**KE13-D180-AV** conf. 4 pz pallet 312 pz  
h mm. 175 - Ø 185  
interno h mm. 160 - Ø 170



**KE13-D180-VE** conf. 4 pz pallet 312 pz  
h mm. 175 - Ø 185  
interno h mm. 160 - Ø 170



**KE13-D180-LI** conf. 4 pz pallet 312 pz  
h mm. 175 - Ø 185  
interno h mm. 160 - Ø 170



**KE13-D180-FC** conf. 4 pz pallet 312 pz  
h mm. 175 - Ø 185  
interno h mm. 160 - Ø 170



# C



**KE10-COL1** conf. 1 set da 12 pz pallet 168 set  
h mm. 95 - Ø 100  
interno h mm. 80 - Ø 85



**KE10-COL2** conf. 1 set da 12 pz pallet 168 set  
h mm. 95 - Ø 100  
interno h mm. 80 - Ø 85



**KE10-COL3** conf. 1 set da 12 pz pallet 168 set  
h mm. 95 - Ø 100  
interno h mm. 80 - Ø 85

# C



**KE11-BI-SET** conf. 4 set pallet 192 set  
h mm. 160 - Ø 190 - h 120 - Ø 150 - h 100 - Ø 120  
interno h mm. 150 - Ø 175 - h 110 - Ø 140 - h 95 - Ø 105



**KE11-AV-SET** conf. 4 set pallet 192 set  
h mm. 160 - Ø 190 - h 120 - Ø 150 - h 100 - Ø 120  
interno h mm. 150 - Ø 175 - h 110 - Ø 140 - h 95 - Ø 105



**KE11-SA-SET** conf. 4 set pallet 192 set  
h mm. 160 - Ø 190 - h 120 - Ø 150 - h 100 - Ø 120  
interno h mm. 150 - Ø 175 - h 110 - Ø 140 - h 95 - Ø 105



**KE11-VM-SET** conf. 4 set pallet 192 set  
h mm. 160 - Ø 190 - h 120 - Ø 150 - h 100 - Ø 120  
interno h mm. 150 - Ø 175 - h 110 - Ø 140 - h 95 - Ø 105





# C



**KE5-D100-BI** conf. 9 pz pallet 1008 pz  
h mm. 130 - Ø 105  
interno h mm. 95 - Ø 95



**KE5-D100-AV** conf. 9 pz pallet 1008 pz  
h mm. 130 - Ø 105  
interno h mm. 95 - Ø 95



**KE5-D100-TO** conf. 9 pz pallet 1008 pz  
h mm. 130 - Ø 105  
interno h mm. 95 - Ø 95



**KE5-D100-LI** conf. 9 pz pallet 1008 pz  
h mm. 130 - Ø 105  
interno h mm. 95 - Ø 95



**KE5-D100-FC** conf. 9 pz pallet 1008 pz  
h mm. 130 - Ø 105  
interno h mm. 95 - Ø 95



**KE5-D100-VE** conf. 9 pz pallet 1008 pz  
h mm. 130 - Ø 105  
interno h mm. 95 - Ø 95

# C



**KE5-D130-BI** conf. 9 pz pallet 864 pz  
h mm. 140 - Ø 130  
interno h mm. 135 - Ø 118



**KE5-D130-AV** conf. 9 pz pallet 864 pz  
h mm. 140 - Ø 130  
interno h mm. 135 - Ø 118



**KE5-D130-VE** conf. 9 pz pallet 864 pz  
h mm. 140 - Ø 130  
interno h mm. 135 - Ø 118



**KE5-D130-CE** conf. 9 pz pallet 864 pz  
h mm. 140 - Ø 130  
interno h mm. 135 - Ø 118



**KE5-D130-RS** conf. 9 pz pallet 864 pz  
h mm. 140 - Ø 130  
interno h mm. 135 - Ø 118



**KE5-D130-FC** conf. 9 pz pallet 864 pz  
h mm. 140 - Ø 130  
interno h mm. 135 - Ø 118



**KE5-D130-RO** conf. 9 pz pallet 864 pz  
h mm. 140 - Ø 130  
interno h mm. 135 - Ø 118



**KE5-D130-LI** conf. 9 pz pallet 864 pz  
h mm. 140 - Ø 130  
interno h mm. 135 - Ø 118



# C



**RC-09-BI** conf. 9 pz pallet 864 pz  
h mm. 140 - Ø 130  
interno h mm. 130 - Ø 120



**RC-09-AV** conf. 9 pz pallet 864 pz  
h mm. 140 - Ø 130  
interno h mm. 130 - Ø 120



**RC-09-TO** conf. 9 pz pallet 864 pz  
h mm. 140 - Ø 130  
interno h mm. 130 - Ø 120



**RC-09-RS** conf. 9 pz pallet 864 pz  
h mm. 140 - Ø 130  
interno h mm. 130 - Ø 120



**RC-09-VE** conf. 9 pz pallet 864 pz  
h mm. 140 - Ø 130  
interno h mm. 130 - Ø 120



# C



**RC-10-BI** conf. 9 pz pallet 864 pz  
h mm. 140 - Ø 130  
interno h mm. 130 - Ø 120



**RC-10-AV** conf. 9 pz pallet 864 pz  
h mm. 140 - Ø 130  
interno h mm. 130 - Ø 120



**RC-10-LI** conf. 9 pz pallet 864 pz  
h mm. 140 - Ø 130  
interno h mm. 130 - Ø 120



**RC-10-RS** conf. 9 pz pallet 864 pz  
h mm. 140 - Ø 130  
interno h mm. 130 - Ø 120



**RC-10-VE** conf. 9 pz pallet 864 pz  
h mm. 140 - Ø 130  
interno h mm. 130 - Ø 120



# C



**RC-12-BI** conf. 9 pz pallet 864 pz  
h mm. 140 - Ø 130  
interno h mm. 130 - Ø 120



**RC-12-AV** conf. 9 pz pallet 864 pz  
h mm. 140 - Ø 130  
interno h mm. 130 - Ø 120



**RC-12-TO** conf. 9 pz pallet 864 pz  
h mm. 140 - Ø 130  
interno h mm. 130 - Ø 120



**RC-12-RS** conf. 9 pz pallet 864 pz  
h mm. 140 - Ø 130  
interno h mm. 130 - Ø 120



**RC-12-RO** conf. 9 pz pallet 864 pz  
h mm. 140 - Ø 130  
interno h mm. 130 - Ø 120



# C



**KE14-D130-BI** conf. 9 pz pallet 864 pz  
h mm. 140 - Ø 130  
interno h mm. 135 - Ø 123



**KE14-D130-AV** conf. 9 pz pallet 864 pz  
h mm. 140 - Ø 130  
interno h mm. 135 - Ø 123



**KE14-D130-LI** conf. 9 pz pallet 864 pz  
h mm. 140 - Ø 130  
interno h mm. 135 - Ø 123



**KE14-D130-FC** conf. 9 pz pallet 864 pz  
h mm. 140 - Ø 130  
interno h mm. 135 - Ø 123



**KE14-D130-VE** conf. 9 pz pallet 864 pz  
h mm. 140 - Ø 130  
interno h mm. 135 - Ø 123



**KE14-D130-RO** conf. 9 pz pallet 864 pz  
h mm. 140 - Ø 130  
interno h mm. 135 - Ø 123





# C



**KE7-D130-BI** conf. 9 pz pallet 864 pz  
h mm. 140 - Ø 130  
interno h mm. 135 - Ø 120



**KE7-D130-AV** conf. 9 pz pallet 864 pz  
h mm. 140 - Ø 130  
interno h mm. 135 - Ø 120



**KE7-D130-RA** conf. 9 pz pallet 864 pz  
h mm. 140 - Ø 130  
interno h mm. 135 - Ø 120



**KE7-D130-SALVIA** conf. 9 pz pallet 864 pz  
h mm. 140 - Ø 130  
interno h mm. 135 - Ø 120



**KE7-D130-OLIVA** conf. 9 pz pallet 864 pz  
h mm. 140 - Ø 130  
interno h mm. 135 - Ø 120



**KE7-D130-FANGO** conf. 9 pz pallet 864 pz  
h mm. 140 - Ø 130  
interno h mm. 135 - Ø 120



**KE7-D130-RO** conf. 9 pz pallet 864 pz  
h mm. 140 - Ø 130  
interno h mm. 135 - Ø 120



**KE7-D130-ARG** conf. 9 pz pallet 864 pz  
h mm. 140 - Ø 130  
interno h mm. 135 - Ø 120



**KE7-D130-ORO** conf. 9 pz pallet 864 pz  
h mm. 140 - Ø 130  
interno h mm. 135 - Ø 120





**KE20A-D100** conf. 9 pz pallet 1008 pz  
h mm. 130 - Ø 105



**KE20B-D100** conf. 9 pz pallet 1008 pz  
h mm. 130 - Ø 105



**KE20A-D135** conf. 9 pz pallet 864 pz  
h mm. 140 - Ø 130



**KE20B-D135** conf. 9 pz pallet 864 pz  
h mm. 140 - Ø 130



**KE21A-D120** conf. 9 pz pallet 756 pz  
h mm. 160 - Ø 120



**KE21B-D120** conf. 9 pz pallet 756 pz  
h mm. 160 - Ø 120



C

ceramica

maioliche  
maioliche







C



ceramica  
española



# C



**ML-35B** conf. 4 pz master 16 pz  
h mm. 85 - Ø 160  
interno h mm. 80 - Ø 150



**ML-40** conf. 6 pz master 108 pz  
h mm. 60 x 60 x 60  
interno h mm. 50 x 50 x 50



**ML-39B** conf. 6 pz master 24 pz  
h mm. 100 - Ø 100  
interno h mm. h 90 - Ø 90



**ML-35A** conf. 4 pz master 16 pz  
h mm. 95 - Ø 185  
interno h mm. 85 - Ø 170



**ML-36B** conf. 12 pz  
h mm. 100 x 100 x 100  
interno h mm. 90 x 90 x 90



**ML-39A** conf. 6 pz master 24 pz  
h mm. 125 - Ø 125  
interno h mm. 115 - Ø 115



**ML-42** conf. 4 pz master 8 pz  
h mm. 145 - Ø 230  
interno h mm. 135 - Ø 215



**ML-36A** conf. 6 pz master 18 pz  
h mm. 135 x 135 x 135  
interno h mm. 125 x 125 x 125





**ML-41** conf. 6 pz master 108 pz  
h mm. 70 - Ø 70  
interno h mm. 60 - Ø 60



**ML-38B** conf. 6 pz master 18 pz  
h mm. 110 - Ø 120  
interno h mm. 105 - Ø 115



**ML-38A** conf. 6 pzt master 18 pz  
h mm. 125 - Ø 145  
interno h mm. 120 - Ø 140



**ML-22B** conf. 12 pz  
h mm. 80 x 80 x 80  
interno h mm. 70 x 70 x 70



**ML-22A** conf. 6 pz master 24 pz  
h mm. 120 x 120 x 120  
interno h mm. 110 x 110 x 110



**ML-27** conf. 6 pz master 24 pz  
h mm. 90 x 90 x 145  
interno h mm. 80 x 80 x 135



# C



**ML-31B** conf. 6 pz master 18 pz  
h mm. 110 - Ø 120  
interno h mm. 105 - Ø 115



**ML-31A** conf. 6 pz master 18 pz  
h mm. 125 - Ø 145  
interno h mm. 120 - Ø 140



**ML-32B** conf. 6 pz master 24 pz  
h mm. 100 - Ø 100  
interno h mm. 90 - Ø 90



**ML-32A** conf. 6 pz master 24 pz  
h mm. 125 - Ø 125  
interno h mm. 115 - Ø 115



**ML-33** conf. 4 pz master 8 pz  
h mm. 145 - Ø 230  
interno h mm. 135 - Ø 215



# C



**ML-34** conf. 6 pz master 24 pz  
h mm. 90 x 90 x 145  
interno h mm. 80 x 80 x 135



**VDE-87A** conf. 6 pz master 24 pz  
h mm. 90 x 90 x 145  
interno h mm. 80 x 80 x 135



**ML-29B** conf. 12 pz master 24 pz  
h mm. 80 x 80 x 80  
interno h mm. 70 x 70 x 70



**ML-30B** conf. 6 pz master 18 pz  
h mm. 100 x 100 x 100  
interno h mm. 90 x 90 x 90



**ML-29A** conf. 6 pz master 24 pz  
h mm. 120 x 120 x 120  
interno h mm. 110 x 110 x 110



**ML-30A** conf. 6 pz master 18 pz  
h mm. 135 x 135 x 135  
interno h mm. 125 x 125 x 125





# C



**ML-21B** conf. 4 pz master 16 pz  
h mm. 85 - Ø 160  
interno h mm. 80 - Ø 150



**ML-24B** conf. 6 pz master 18 pz  
h mm. 110 - Ø 120  
interno h mm. 105 - Ø 115



**ML-24A** conf. 6 pz master 18 pz  
h mm. 125 - Ø 145  
interno h mm. 120 - Ø 140



**ML-21A** conf. 4 pz master 16 pz  
h mm. 95 - Ø 185  
interno h mm. 85 - Ø 170



**ML-26** conf. 4 pz master 8 pz  
h mm. 145 - Ø 230  
interno h mm. 135 - Ø 215



**ML-22B** conf. 12 pz  
h mm. 80 x 80 x 80  
interno h mm. 70 x 70 x 70



**ML-22A** conf. 6 pz master 24 pz  
h mm. 120 x 120 x 120  
interno h mm. 110 x 110 x 110



**ML-27** conf. 6 pz master 24 pz  
h mm. 90 x 90 x 145  
interno h mm. 80 x 80 x 135



# C



**ML-16B** conf. 6 pz master 24 pz  
h mm. 100 - Ø 100  
interno h mm. 90 - Ø 90



**ML-18** conf. 6 pz master 108 pz  
h mm. 70 - Ø 70  
interno h mm. 60 - Ø 60



**ML-15B** conf. 6 pz master 18 pz  
h mm. 110 - Ø 120  
interno h mm. 105 - Ø 115



**ML-15A** conf. 6 pz master 18 pz  
h mm. 125 - Ø 145  
interno h mm. 120 - Ø 140



**ML-16A** conf. 6 pz master 24 pz  
h mm. 125 - Ø 125  
interno h mm. 115 - Ø 115



**ML-19** conf. 4 pz master 8 pz  
h mm. 145 - Ø 230  
interno h mm. 135 - Ø 215



**ML-12B** conf. 4 pz master 16 pz  
h mm. 85 - Ø 160  
interno h mm. 80 - Ø 150



**ML-12A** conf. 4 pz master 16 pz  
h mm. 95 - Ø 185  
interno h mm. 85 - Ø 170



**ML-17** conf. 6 pz master 108 pz  
h mm. 60 x 60 x 60  
interno h mm. 50 x 50 x 50



**ML-14B** conf. 6 pz master 18 pz  
h mm. 100 x 100 x 100  
interno h mm. h 90 x 90 x 90



**ML-14A** conf. 6 pz master 18 pz  
h mm. 135 x 135 x 135  
interno h mm. 125 x 125 x 125



**ML-13B** conf. 12 pz  
h mm. 80 x 80 x 80  
interno h mm. 70 x 70 x 70



**ML-13A** conf. 6 pz master 24 pz  
h mm. 120 x 120 x 120  
interno h mm. 110 x 110 x 110



**ML-20** conf. 6 pz master 24 pz  
h mm. 90 x 90 x 145  
interno h mm. 80 x 80 x 135



C

---

ceramica

---

*VISI & CO*  
*visi & co*



# C



**VDE-69** conf. 2 pz master 12 pz  
h mm. 170 x 140 x 140



**VDE-70** conf. 2 pz master 12 pz  
h mm. 170 x 140 x 140



**VDE-71** conf. 2 pz master 12 pz  
h mm. 170 x 140 x 140



# C



VDE-68 conf. 1 pz master 12 pz  
h mm. 210 x 125 x 120



VDE-65 conf. 1 pz master 4 pz  
h mm. 260 x 150 x 190



VDE-64 conf. 1 pz master 4 pz  
h mm. 260 x 150 x 190





# C



**VDE-86** coppia conf. 1+1 pz master 12+12 pz  
h mm. 130 x 113 x 113



**VDE-85A** coppia conf. 1+1 pz master 6+6 pz  
h mm. 185 x 115 x 115



**VDE-84A** coppia conf. 1+1 pz master 6+6 pz  
h mm. 185 x 115 x 115



**VDE-85B** coppia conf. 1+1 pz master 4+4 pz  
h mm. 236 x 150 x 150



**VDE-84B** coppia conf. 1+1 pz master 4+4 pz  
h mm. 236 x 150 x 150





# C



**VDE-44** conf. 12 pz master 72 pz  
h mm. 100 - Ø 75  
interno Ø 45



**VDE-63** conf. 4 pz master 16 pz  
h mm. 180 x 120 x 120  
interno Ø 100



**VDE-46** conf. 1 pz master 12 pz  
h mm. 190 - Ø 140  
interno Ø 83



**VDE-82** conf. 1 pz master 12 pz  
h mm. 200 x 120 x 120



**VDE-57** conf. 1 pz master 8 pz pallet 360 pz  
h mm. 220 x 150 x 120  
interno Ø 62



**VDE-58** conf. 1 pz master 6 pz  
h mm. 270 x 190 x 150  
interno Ø 67



**VDE-34** conf. 6 pz master 18 pz  
h mm. 120 x 112 x 125  
interno Ø 92



**VDE-33** conf. 6 pz master 18 pz  
h mm. 130 x 105 x 142  
interno Ø 85



**VDE-59** conf. 1 pz master 6 pz  
h mm. 270 x 180 x 140  
interno Ø 77



**VDE-60** conf. 1 pz master 4 pz  
h mm. 320 x 210 x 170  
interno Ø 95



# C



**VDE-49B** conf. 4 pz master 12 pz  
h mm. 130 - Ø 155  
interno h mm. 115 - Ø 110



**VDE-49C** conf. 1 pz master 6 pz  
h mm. 160 - Ø 200  
interno h mm. 140 - Ø 155



**VDE-77A** conf. 2 pz master 16 pz  
h mm. 135 x 125 x 125



**VDE-77B** conf. 1 pz master 8 pz  
h mm. 165 x 150 x 150





# C



**VDE-32 SET** 3 visi conf. 4 set master 12 set  
h mm. 145 - Ø 95  
interno Ø 77



**VDE-75** conf. 4 pz master 16 pz  
h mm. 110 x 140 x 140



**VDE-74** conf. 1 pz master 12 pz  
h mm. 180 x 130 x 120



**VDE-73** conf. 4 pz master 16 pz  
h mm. 108 x 148 x 144



**VDE-72** conf. 1 pz master 12 pz  
h mm. 214 x 115 x 120



**VDE-76** conf. 1 pz master 18 pz  
h mm. 200 x 105 x 100



**VDE-78A** conf. 1 pz master 24 pz  
h mm. 200 x 90 x 90



**VDE-78B** conf. 1 pz master 12 pz  
h mm. 240 x 110 x 110



**VDE-45** conf. 24 pz master 96 pz  
h mm. 50 - Ø 75  
interno Ø 45



**VDE-79** conf. 1 pz master 24 pz  
h mm. 200 x 90 x 90



**VDE-80** conf. 1 pz master 12 pz  
h mm. 240 x 110 x 110



# C



**VDE-36** conf. 24 pz master 96 pz  
h mm. 50 - Ø 75  
interno Ø 65



**VDE-40** conf. 12 pz master 48 pz  
h mm. 60 - Ø 110  
interno Ø 98



**VDE-37** conf. 24 pz master 96 pz  
h mm. 50 - Ø 75  
interno Ø 65



**VDE-41** conf. 12 pz master 48 pz  
h mm. 60 - Ø 110  
interno Ø 98



**VDE-38** conf. 24 pz master 96 pz  
h mm. 50 - Ø 75  
interno Ø 65



**VDE-42** conf. 12 pz master 48 pz  
h mm. 60 - Ø 110  
interno Ø 98



**VDE-39** conf. 24 pz master 96 pz  
h mm. 50 - Ø 75  
interno Ø 65



**VDE-43** conf. 12 pz master 48 pz  
h mm. 60 - Ø 110  
interno Ø 98





# C



**VDE-54** conf. 1 pz master 12 pz  
h mm. 152 x 149 x 187  
interno Ø 106




**VDE-55** conf. 1 pz master 12 pz  
h mm. 182 x 154 x 160  
interno Ø 110



**VDE-52** conf. 1 pz master 8 pz  
h mm. 262 x 112 x 174  
interno Ø 90



**VDE-53** conf. 1 pz master 8 pz  
h mm. 285 x 123 x 162  
interno Ø 90





# C



**VDE-48A** conf. 1 pz master 18 pz  
h mm. 180 x 75 x 120  
interno h mm. 70- Ø 55



**VDE-48B** conf. 1 pz master 4 pz  
h mm. 255 x 125 x 175  
interno h mm. 105- Ø 100



**VDE-51A** conf. 1 pz master 8 pz  
h mm. 195 x 130 x 195  
interno h mm. 75 - Ø 80



**VDE-51B** conf. 1 pz master 4 pz  
h mm. 245 x 145 x 260  
interno h mm. 90- Ø 105



**VDE-30** conf. 1 pz master 4 pz  
h mm. 330 x 140 x 150  
interno h mm. 95- Ø 95



**VDE-31** conf. 1 pz master 4 pz  
h mm. 275 x 140 x 200  
interno h mm. 100- Ø 95



**VDE-35A** conf. 1 pz master 8 pz  
h mm. 210 x 160 x 140  
interno h mm. 100 - Ø 100



**VDE-35B** conf. 1 pz master 4 pz  
h mm. 270 x 220 x 200  
interno h mm. 105 - Ø 105



**VDE-35C** conf. 1 pz master 2 pz  
h mm. 330 x 280 x 260  
interno h mm. 160 - Ø 170



# C



**VDE-50** conf. 4 pz master 48 pz  
h mm. 90 x 75 x 125  
interno Ø 40



**VDE-50A** conf. 4 pz master 48 pz  
h mm. 85 x 75 x 117  
interno Ø 40



**VDE-50B** conf. 4 pz master 48 pz  
h mm. 85 x 75 x 120  
interno Ø 40



**VDE-50C** conf. 4 pz master 48 pz  
h mm. 90 x 80 x 117  
interno Ø 40



**VDE-50-RS** conf. 4 pz master 48 pz  
h mm. 90 x 75 x 125  
interno Ø 40



**VDE-50A-RS** conf. 4 pz master 48 pz  
h mm. 85 x 75 x 117  
interno Ø 40



**VDE-50B-RS** conf. 4 pz master 48 pz  
h mm. 85 x 75 x 120  
interno Ø 40



**VDE-50C-RS** conf. 4 pz master 48 pz  
h mm. 90 x 80 x 117  
interno Ø 40



**VDE-50-CE** conf. 4 pz master 48 pz  
h mm. 90 x 75 x 125  
interno Ø 40



**VDE-50A-CE** conf. 4 pz master 48 pz  
h mm. 85 x 75 x 117  
interno Ø 40



**VDE-50B-CE** conf. 4 pz master 48 pz  
h mm. 85 x 75 x 120  
interno Ø 40



**VDE-50C-CE** conf. 4 pz master 48 pz  
h mm. 90 x 80 x 117  
interno Ø 40





**VDE-19** conf. 8 pz master 32 pz  
h mm. 135 x 115 x 60  
interno Ø 55



**VDE-20** conf. 8 pz master 32 pz  
h mm. 135 x 115 x 60  
interno Ø 55



**VDE-21** conf. 8 pz master 32 pz  
h mm. 135 x 115 x 60  
interno Ø 55



**VDE-22** conf. 8 pz master 32 pz  
h mm. 135 x 115 x 60  
interno Ø 55



**VDE-23** conf. 8 pz master 32 pz  
h mm. 135 x 115 x 60  
interno Ø 55



# C



**VDE-24** conf. 1 pz master 16 pz  
h mm. 147 x 195 x 80  
interno Ø 75



**VDE-25** conf. 1 pz master 16 pz  
h mm. 147 x 195 x 80  
interno Ø 75



**VDE-26** conf. 1 pz master 16 pz  
h mm. 147 x 195 x 80  
interno Ø 75



**VDE-27** conf. 1 pz master 16 pz  
h mm. 147 x 195 x 80  
interno Ø 75



**VDE-28** conf. 1 pz master 16 pz  
h mm. 147 x 195 x 80  
interno Ø 75



**VDE-29** conf. 1 pz master 16 pz  
h mm. 147 x 195 x 80  
interno Ø 75





C

ceramica

cemento  
cemento



# C



**RC-05** conf. 12 pz pallet 480 pz  
h mm. 132 - Ø 142  
interno h mm. 120 - Ø 115



**RC-06** conf. 4 pz  
h mm. 132 x 140 x 270  
interno h mm. 120 x 120 x 250



**RC-07** conf. 12 pz  
h mm. 140 x 140 x 140  
interno h mm. 125 x 125 x 125



**RC-08SET** conf. 1 set  
h mm. 310 - Ø 330 - h 245 - Ø 265 - h 205 - Ø 225  
interno h mm. 290 - Ø 300 - h 230 - Ø 245 - h 190 - Ø 200







C



ceramica  
omama



# C



**RC-03** conf. 6 pz  
h mm. 105 x 120 x 215  
interno h mm. 98 x 100 x 205



**RC-02** conf. 4 pz  
h mm. 120 x 140 x 245  
interno h mm. 110 x 120 x 235



**RC-01** conf. 12 pz pallet 560 pz  
h mm. 120 - Ø 135  
interno h mm. 110 - Ø 120



**RC-04SET** conf. 1 set  
h mm. 275 - Ø 310 - h 245 - Ø 250 - h 178 - Ø 193  
interno h mm. 255 - Ø 265 - h 225 - Ø 223 - h 165 - Ø 172



C

---

ceramica

---

decor  
decor



# C



**VDE-01** conf. 24 pz  
h mm. 140 - Ø 130  
interno h mm. 130 - Ø 120



**VDE-02** conf. 18 pz  
h mm. 100 - Ø 150  
interno h mm. 95 - Ø 140



**VDE-05** conf. 36 pz  
h mm. 100 x 100 x 155  
interno h mm. 95 x 95 x 150



**VDE-07** conf. 12 pz  
h mm. 140 x 140 x 260  
interno h mm. 135 x 135 x 255



# C



**VS-01-BI** conf. 12 pz master 12 pz pallet 652 pz  
h mm. 125 - Ø 125  
interno Ø 114



**VS-01-AV** conf. 12 pz master 12 pz pallet 652 pz  
h mm. 125 - Ø 125  
interno Ø 114



**VS-01-RS** conf. 12 pz master 12 pz pallet 652 pz  
h mm. 125 - Ø 125  
interno Ø 114



**VS-01-TO** conf. 12 pz master 12 pz pallet 652 pz  
h mm. 125 - Ø 125  
interno Ø 114



# C



**Q432-5-AV** conf. 12 pz master 96 pz  
h mm. 70 - Ø 88  
interno h mm. 65 - Ø 80



**B302-5-AV** conf. 12 pz master 96 pz  
h mm. 70 - Ø 88  
interno h mm. 65 - Ø 82



**Q042-5-AV** conf. 12 pz master 96 pz  
h mm. 70 - Ø 88  
interno h mm. 65 - Ø 80



**A832-5-AV** conf. 12 pz master 96 pz  
h mm. 70 - Ø 84  
interno h mm. 65 - Ø 80



**P042-5-AV** conf. 12 pz master 96 pz  
h mm. 70 - Ø 84  
interno h mm. 65 - Ø 80



**N352-5-AV** conf. 12 pz master 96 pz  
h mm. 82 - Ø 73  
interno h mm. 77 - Ø 68



# C



**Q432-5-BI** conf. 12 pz master 96 pz  
h mm. 70 - Ø 88  
interno h mm. 65 - Ø 80



**B302-5-BI** conf. 12 pz master 96 pz  
h mm. 70 - Ø 88  
interno h mm. 65 - Ø 82



**Q042-5-BI** conf. 12 pz master 96 pz  
h mm. 70 - Ø 88  
interno h mm. 65 - Ø 80




**A832-5-BI** conf. 12 pz master 96 pz  
h mm. 70 - Ø 84  
interno h mm. 65 - Ø 80



**P042-5-BI** conf. 12 pz master 96 pz  
h mm. 70 - Ø 84  
interno h mm. 65 - Ø 80



**N352-5-BI** conf. 12 pz master 96 pz  
h mm. 82 - Ø 73  
interno h mm. 77 - Ø 68





# C



**CR-01** conf. 20 pz master 80 pz pallet 3840 pz  
h mm. 45 x 73 x 73  
interno h mm. 35 x 63 x 63



**CR-02** conf. 12 pz master 36 pz pallet 1440 pz  
h mm. 60 x 120 x 120  
interno h mm. 50 x 110 x 110



**CR-03** conf. 6 pz master 24 pz pallet 1008 pz  
h mm. 60 x 140 x 140  
interno h mm. 50 x 130 x 130



**CR-04** conf. 6 pz master 24 pz pallet 576 pz  
h mm. 70 x 170 x 170  
interno h mm. 60 x 160 x 160



# C



**2022-0** conf. 24 pz master 144 pz  
h mm. 60 x 60 x 60  
interno h mm. 50 x 50 x 50



**2022** conf. 12 pz master 144 pz  
h mm. 70 x 75 x 75  
interno h mm. 52 x 63 x 63



**2022A** conf. 12 pz master 72 pz  
h mm. 100 x 100 x 100  
interno h mm. 70 x 80 x 80



**2022B** conf. 12 pz master 36 pz  
h mm. 120 x 120 x 120  
interno h mm. 90 x 100 x 100



**2022C** conf. 6 pz master 36 pz  
h mm. 140 x 140 x 140  
interno h mm. 105 x 120 x 120





# C



**18085** conf. 12 pz master 72 pz  
h mm. 60 x 70 x 140  
interno h mm. 47 - Ø 56



**2133** conf. 12 pz master 120 pz  
h mm. 60 - Ø 80  
interno h mm. 47 - Ø 64



**3130** conf. 6 pz master 72 pz  
h mm. 180 x 50 x 50  
interno h mm. 162 x 45 x 45



**C842-5** conf. 12 pz  
h mm. 70 - Ø 82  
interno h mm. 55 - Ø 60



**D812-5** conf. 12 pz  
h mm. 74 - Ø 76  
interno h mm. 58 - Ø 65



**Confezione**



**2036-3** conf. 12 pz master 144 pz  
h mm. 80 x 65 x 85  
interno h mm. 46 x 35 x 75



**2036-2** conf. 8 pz master 64 pz  
h mm. 95 x 75 x 105  
interno h mm. 60 x 45 x 90



**3219** conf. 6 pz master 72 pz  
h mm. 180 - Ø 55  
interno h mm. 162 - Ø 45



**G132-5** conf. 12 pz  
h mm. 65 - Ø 85  
interno h mm. 52 - Ø 70



**F422-5** conf. 12 pz  
h mm. 70 - Ø 75  
interno h mm. 58 - Ø 60



**C132-5** conf. 12 pz  
h mm. 70 - Ø 80  
interno h mm. 55 - Ø 60



**166-0** conf. 24 pz master 144 pz  
h mm. 60 - Ø 75  
interno h mm. 50 - Ø 50



**166** conf. 24 pz master 96 pz  
h mm. 60 - Ø 90  
interno h mm. 48 - Ø 65



**165** conf. 12 pz  
h mm. 80 - Ø 90  
interno h mm. 65 - Ø 65



**C262-5** conf. 12 pz  
h mm. 60 - Ø 70  
interno h mm. 50 - Ø 60



**C122-5** conf. 12 pz  
h mm. 70 - Ø 80  
interno h mm. 60 - Ø 70



**C502-5** conf. 12 pz  
h mm. 70 - Ø 70  
interno h mm. 60 - Ø 60



# C



**VS-02-BI** conf. 12 pz pallet 504 pz  
h mm. 140 - Ø 125  
interno h mm. 120 - Ø 107



**VS-02-AV** conf. 12 pz pallet 504 pz  
h mm. 140 - Ø 125  
interno h mm. 120 - Ø 107




**VS-02-RS** conf. 12 pz pallet 504 pz  
h mm. 140 - Ø 125  
interno h mm. 120 - Ø 107



**VS-02-RO** conf. 12 pz pallet 504 pz  
h mm. 140 - Ø 125  
interno h mm. 120 - Ø 107




**VS-02-VE** conf. 12 pz pallet 504 pz  
h mm. 140 - Ø 125  
interno h mm. 120 - Ø 107





# C



**CR-01-RO** conf. 20 pz master 80 pz pallet 3840 pz  
h mm. 45 x 73 x 73  
interno h mm. 35 x 63 x 63



**B302-5-RO** conf. 12 pz master 96 pz  
h mm. 70 - Ø 88  
interno h mm. 65 - Ø 82



**CR-02-RO** conf. 12 pz master 36 pz pallet 1440 pz  
h mm. 60 x 120 x 120  
interno h mm. 50 x 110 x 110



**CR-03-RO** conf. 6 pz master 24 pz pallet 1008 pz  
h mm. 60 x 140 x 140  
interno h mm. 50 x 130 x 130




C

ceramica

classico





BI

AV

TO

RS

LI

PR

VM

VE

NE

COLORI  
DISPONIBILI



# C



**61-H60** conf. 8 pz master 192 pz  
h mm. 60 - Ø 65  
interno h mm. 55 - Ø 55



**61-H90** conf. 12 pz master 72 pz  
h mm. 90 - Ø 80  
interno h mm. 80 - Ø 66



**64-14** conf. 12 pz master 72 pz  
h mm. 65 x 135 x 75  
interno h mm. 60 x 120 x 60



**64-20** conf. 4 pz master 36 pz  
h mm. 65 x 200 x 75  
interno h mm. 60 x 185 x 60



**5953-1-BI** conf. 4 pz pallet 196 pz  
h mm. 120 - Ø 225  
interno h mm. 115 - Ø 120



**5953-2-BI** conf. 2 pz pallet 168 pz  
h mm. 140 - Ø 250  
interno h mm. 135 - Ø 130

PR

PR



# C



**62-06** conf. 6 pz master 72 pz  
h mm. 60 - Ø 95  
interno h mm. 53 - Ø 66



**5703-1-BI** conf. 6 pz pallet 480 pz  
h mm. 160 - Ø 140  
interno h mm. 120 - Ø 120

TO



**5178-1-BI** conf. 6 pz pallet 960 pz  
h mm. 115 - Ø 110  
interno h mm. 105 - Ø 105

AV



**5178-2-BI** conf. 6 pz pallet 672 pz  
h mm. 140 - Ø 130  
interno h mm. 130 - Ø 120

AV TO PR RS VE VM LI




**5178-3-BI** conf. 6 pz pallet 360 pz  
h mm. 160 - Ø 150  
interno h mm. 150 - Ø 140

AV TO PR RS VE VM LI



**5178-4-BI** conf. 2 pz pallet 216 pz  
h mm. 190 - Ø 180  
interno h mm. 180 - Ø 170

AV







**63-6** conf. 24 pz master 144 pz  
h mm. 60 x 60 x 60  
interno h mm. 53 x 52 x 52

NE



**63-7** conf. 12 pz master 72 pz  
h mm. 75 x 75 x 75  
interno h mm. 68 x 67 x 67

NE



**3363-1-BI** conf. 6 pz pallet 1128 pz  
h mm. 135 x 135 x 135  
interno h mm. 125 x 125 x 125

AV TO PR RS VE VM LI NE



**3363-3-BI** conf. 3 pz pallet 176 pz  
h mm. 205 x 205 x 205  
interno h mm. 190 x 190 x 190

AV TO PR RS VE VM LI



**3363-0-BI** conf. 12 pz pallet 924 pz  
h mm. 105 x 105 x 105  
interno h mm. 95 x 90 x 90

AV NE



**3363-2-BI** conf. 6 pz pallet 288 pz  
h mm. 165 x 165 x 165  
interno h mm. 150 x 145 x 145

AV TO PR RS VE VM LI NE



**3363-3A-BI** conf. 2 pz pallet 84 pz  
h mm. 260 x 260 x 260  
interno h mm. 250 x 250 x 250



# C



**3365-0-BI** conf. 6 pz master 36 pz pallet 832 pz  
h mm. 100 x 155 x 100  
interno h mm. 95 x 145 x 88




**3365-1-BI** conf. 2 pz master 16 pz pallet 288 pz  
h mm. 120 x 225 x 115  
interno h mm. 110 x 215 x 105



**6498-BI** conf. 2 pz master 8 pz pallet 336 pz  
h mm. 145 x 285 x 150  
interno h mm. 130 x 240 x 120



**4186-BI** conf. 2 pz master 8 pz pallet 208 pz  
h mm. 130 x 290 x 150  
interno h mm. 125 x 280 x 135







**6558-BI** conf. 8 pz  
h mm. 125 x 125 x 125  
interno h mm. 115 x 105 x 105



**6569-BI** conf. 6 pz pallet 468 pz  
h mm. 130 x 145 x 145  
interno h mm. 130 x 130 x 130



**6559-BI** conf. 8 pz pallet 816 pz  
h mm. 80 x 155 x 155  
interno h mm. 65 x 100 x 100



**6556-BI** conf. 8 pz pallet 624 pz  
h mm. 70 - Ø 200  
interno h mm. 60 - Ø 160



# C



**5210-1-BI** conf. 4 pz pallet 336 pz  
h mm. 115 x 260 x 125  
interno h mm. 105 x 255 x 120



**5210-2-BI** conf. 2 pz pallet 156 pz  
h mm. 145 x 350 x 160  
interno h mm. 140 x 330 x 150



**5181-1-BI** conf. 4 pz pallet 360 pz  
h mm. 130 x 260 x 135  
interno h mm. 120 x 245 x 125



**4683-1-BI** conf. 6 pz pallet 360 pz  
h mm. 110 x 255 x 130  
interno h mm. 100 x 230 x 120



**6150-W2-BI** conf. 3 pz master 6 pz pallet 192 pz  
h mm. 150 x 345 x 140  
interno h mm. 135 x 325 x 120







**5639-1-BI** conf. 8 pz pallet 384 pz  
h mm. 180 - Ø 150  
interno h mm. 120 - Ø 130

AV



**5639-2-BI** conf. 6 pz pallet 240 pz  
h mm. 220 - Ø 170  
interno h mm. 140 - Ø 150

AV TO PR RS VE VM LI



**5639-3-BI** conf. 3 pz pallet 105 pz  
h mm. 260 - Ø 200  
interno h mm. 170 - Ø 185

AV TO PR RS VM LI



**6427-BI** conf. 6 pz pallet 288 pz  
h mm. 125 - Ø 170  
interno h mm. 120 - Ø 120

AV TO PR VM LI



**6426-BI** conf. 4 pz pallet 336 pz  
h mm. 130 - Ø 180  
interno h mm. 120 - Ø 120

AV TO PR VM LI



# C



**6354-1-BI** conf. 6 pz pallet 702 pz  
h mm. 110 - Ø 140  
interno h mm. 105 - Ø 90

AV TO PR VM LI



**6354-2-BI** conf. 6 pz pallet 360 pz  
h mm. 130 - Ø 170  
interno h mm. 120 - Ø 115

AV TO PR VM LI



**5690-0-BI** conf. 4 pz pallet 336 pz  
h mm. 140 - Ø 160  
interno h mm. 130 - Ø 110

AV TO PR VM LI



**5690-1-BI** conf. 4 pz pallet 308 pz  
h mm. 160 - Ø 180  
interno h mm. 145 - Ø 120

AV TO PR VM LI







**5910-1-BI** conf. 4 pz pallet 288 pz  
h mm. 130 - Ø 180  
interno h mm. 125 - Ø 125

AV



**5910-2-BI** conf. 2 pz pallet 154 pz  
h mm. 160 - Ø 220  
interno h mm. 155 - Ø 150

AV



**5910-3-BI** conf. 1 pz pallet 108 pz  
h mm. 220 - Ø 260  
interno h mm. 195 - Ø 175

AV



**5326-1-BI** conf. 3 pz pallet 240 pz  
h mm. 200 - Ø 180  
interno h mm. 195 - Ø 165

AV



**5326-2-BI** conf. 3 pz pallet 120 pz  
h mm. 250 - Ø 220  
interno h mm. 245 - Ø 210

AV



**5326-3-BI** conf. 2 pz pallet 48 pz  
h mm. 320 - Ø 280  
interno h mm. 315 - Ø 275

AV



---

# A.L.E. IMPORT

---

ART Direction **VM Design:**  
**Vincenzo Antonuccio**  
**Marilena Calbini**

Progetto grafico  
Fotografia **MIC Studio**  
Fotolito

Thanks To **Giuseppe Contartese**  
**Stefania Antonuccio**  
**Laura Mazzotti**

---

**Tutte le immagini di questo catalogo  
sono di proprietà della A.L.E. Import srl.  
Tutti i diritti sono riservati.**



---

# A.L.E. IMPORT

---

**A.L.E. IMPORT S.R.L. UNIPERSONALE**

Via del Progresso, 10  
47822 Santarcangelo di Romagna (RN)  
Tel./Fax: 0541 478835  
Mob. +39 370 300 9498

**SHOW-ROOM RIMINI**

Via del Progresso, 10  
47822 Santarcangelo di Romagna (RN)

**SHOW-ROOM MILANO**

Via Bruno Buozzi  
(ang. str. prov. Rivoltana) Centro Dieci Vettrine  
20060 Liscate (MI)

[info@aleimport.it](mailto:info@aleimport.it)  
[www.aleimport.it](http://www.aleimport.it)